

UNITED STATES  
SECURITIES AND EXCHANGE COMMISSION  
Washington, D.C. 20549

FORM 8-K

CURRENT REPORT  
Pursuant to Section 13 or 15(d) of the  
Securities Exchange Act of 1934

Date of Report (Date of earliest event reported): **October 28, 2024**

**BYRNA TECHNOLOGIES INC.**  
(Exact name of registrant as specified in its charter)

**Delaware**  
(State or other jurisdiction of incorporation)

**333-132456**

(Commission File Number)

**71-1050654**

(IRS Employer Identification No.)

**100 Burt Road, Suite 115**  
**Andover, MA 01810**  
(Address and Zip Code of principal executive offices)

**(978) 868-5011**  
(Registrant's telephone number, including area code)

Check the appropriate box below if the Form 8-K filing is intended to simultaneously satisfy the filing obligation of the registrant under any of the following provisions:

- Written communications pursuant to Rule 425 under the Securities Act (17 CFR 230.425)
- Soliciting material pursuant to Rule 14a-12 under the Exchange Act (17 CFR 240.14a-12)
- Pre-commencement communications pursuant to Rule 14d-2(b) under the Exchange Act (17 CFR 240.14d-2(b))
- Pre-commencement communications pursuant to Rule 13e-4(c) under the Exchange Act (17 CFR 240.13e-4(c))

Securities registered pursuant to Section 12(b) of the Act:

Title of each class	Trading Symbol(s)	Name of exchange on which registered
Common Stock, \$0.001 par value	BYRN	Nasdaq Capital Market

Indicate by check mark whether the registrant is an emerging growth company as defined in Rule 405 of the Securities Act of 1933 (§230.405 of this chapter) or Rule 12b-2 of the Securities Exchange Act of 1934 (§240.12b-2 of this chapter).

Emerging growth company

If an emerging growth company, indicate by check mark if the registrant has elected not to use the extended transition period for complying with any new or revised financial accounting standards provided pursuant to Section 13(a) of the Exchange Act.

**Item 7.01 Regulation FD Disclosure.**

Byrna Technologies Inc. (the “Company”) hereby furnishes the updated investor presentation attached as Exhibit 99.1 to this Current Report on Form 8-K, which the Company may use in presentations to investors from time to time.

The information in this Item 7.01, including Exhibit 99.1, shall not be deemed “filed” for purposes of Section 18 of the Securities Exchange Act of 1934, or otherwise subject to the liability of such section, nor shall it be deemed incorporated by reference in any filing of the Company under the Securities Act of 1933 or the Securities Exchange Act of 1934, regardless of any general incorporation language in such filing, unless expressly incorporated by specific reference in such filing.

**Item 9.01. Financial Statements and Exhibits.**

**Exhibit**

**No.**

**Description**

---

(d)	Exhibits.
99.1	<a href="#">Investor Presentation, dated October 28, 2024.</a>
104	Cover Page Interactive Data File (embedded within the Inline XBRL document)

---

**SIGNATURES**

Pursuant to the requirements of the Securities Exchange Act of 1934, the registrant has duly caused this report to be signed on its behalf by the undersigned hereunto duly authorized.

Date: October 28, 2024

**BYRNA TECHNOLOGIES INC.**

By: /s/ Bryan Ganz  
Name: Bryan Ganz  
Title: Chief Executive Officer



**PREPARED TO DEFEND | PREPARED FOR LIFE**

**INVESTOR PRESENTATION**  
**October 2024**

Nasdaq: BYRN | 1



# SAFE HARBOR STATEMENT

## Cautionary Note Regarding Forward-Looking Statements

In addition to historical information, this presentation and other written reports and oral statements made from time to time by us may contain forward-looking statements. All statements, other than statements of historical fact, included herein that address activities, events or developments that we expect or anticipate will or may occur in the future or projections by third parties are forward-looking statements. Generally, these forward-looking statements can be identified by the use of forward-looking terminology such as "estimate," "plan," "anticipate," "expect," "intend," "believe," "project," "target," "budget," "may," "can," "will," "would," "could," "should," "seeks," or "scheduled to," or other similar words, or negatives of these terms or other variations of these terms or comparable language or any discussion of strategy or intentions. Forward-looking statements address activities, events or developments that the Company expects or anticipates will or may occur in the future and are based on current expectations and assumptions. Forward-looking statements expressed or implied in this presentation include our projected market opportunity, expectations related to sales drivers, projected revenue for fiscal 2023, plans and expectations for product development, new product introduction, inventory growth and adequacy, and sales channel expansion, our expectations as to future consumer responses to our product and future sentiment, related to gun violence, our ability to penetrate the law enforcement and private security markets and the associated time frame, the extent to which our strategic acquisitions strengthen our competitive moat, our projected sales breakdown by market channels and product types, our target profit margins, our expected execution of our share repurchase program and our expectations as to the size of the buyback and the value it will create. These statements involve known and unknown risks, uncertainties, assumptions and other factors which may cause our actual results, performance or achievements to be materially different from any results, performance or achievements expressed or implied by such forward-looking statements.

Although these forward-looking statements were based on assumptions that the Company believes are reasonable when made, you are cautioned that forward-looking statements are not guarantees of future performance and that actual results, performance or achievements may differ materially from those made in or suggested by the forward-looking statements expressed or implied in this presentation. Risks that could cause actual results to differ from those anticipated include: recurrence or escalation of recent disruption of production, new product introduction and our ability to build inventory to meet demand and maintain Amazon warehouse and retailer shelf space related to ongoing, extended or new constraints to the supply for any reason including due to the ongoing pandemic, extended export permit delays or air freight disruption that could interfere with delivery of components or shipments out of South Africa where the Company has a production facility and in the United States, or elsewhere, new developments related to existing or new strains of COVID-19 or related events including redistribution or expansion of curfews or government ordered shutdowns or stay-at-home orders, outbreaks in our facilities or new health and safety protocols, or further increases in rising component and freight costs and availability, any of which could disrupt product development or distribution, or operations of our suppliers and negatively impact prices, production, profit and revenues; our successful design and production of products, including products previously manufactured by third parties that we intend to manufacture in-house; our success in retaining key talent and recruiting in a highly competitive market; our ability to successfully transition to managing production and sales of multiple product; our successful execution of plans to enter into new and potentially higher volume distribution channels; market response to our existing and new products; any design or production issues that may necessitate a recall or damage our reputations; our competitors' introduction of new products or execution of competing marketing strategies; and changes to our capital, new alternative investment or marketing opportunities, or other economic or market conditions that may lead us to suspend, change or terminate the intended repurchase of up to \$30M of our common stock. In addition, even if Company results, performance, or achievements are consistent with the forward-looking statements contained in this presentation, those results, performance, or achievements may not be indicative of results, performance, or achievements in subsequent periods. Given these risks and uncertainties, you are cautioned not to place undue reliance on these forward-looking statements. Any forward-looking statements made in this presentation speak only as of the date of those statements, and the Company undertakes no obligation to update those statements or to publicly announce the results of any revisions to any of those statements to reflect future events or developments. Comparisons of results for current and any prior periods are not intended to express any future trends or indications of future performance, unless expressed as such, and should only be viewed as historical data.

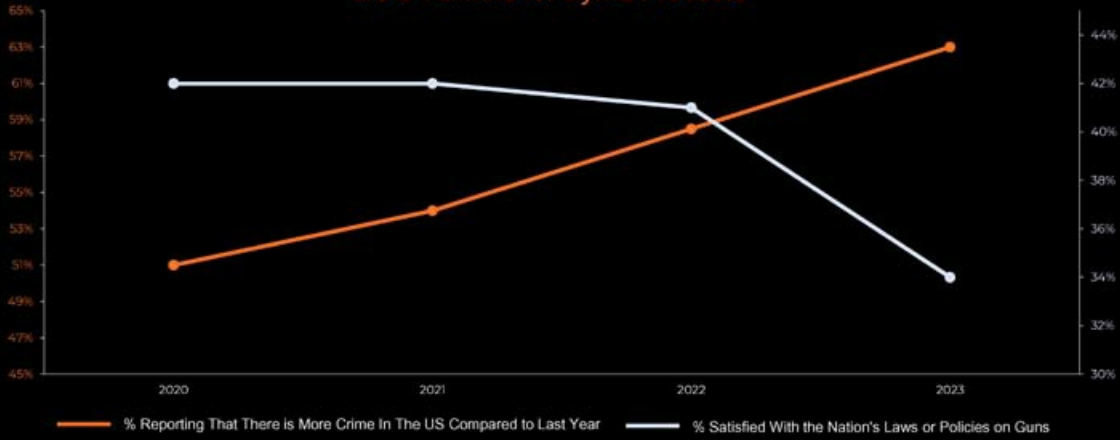
Although the Company has attempted to identify important factors (including in the Risk Factors referenced below) that could cause actual results to differ materially from those described in forward-looking statements, there may be other factors that cause results not to be as anticipated, estimated or intended. You should review "Risk Factors" contained in our Annual Report on Form 10-K for the year ended November 30, 2022 for more information about these and other risks. These risks may include the following and the occurrence of any or more of the events or circumstances alone or in combination with other events or circumstances, may have a material adverse effect on the Company's business, cash flows, financial condition and results of operations. Important factors and risks that could cause actual results to differ materially from those in the forward-looking statements include, among others: risks related to Byrna's limited operating history on which the business can be evaluated; risks related to Byrna's history of operating losses; risks related to Byrna's potential need for additional capital in the future to support operations and growth plans; risks related to whether Byrna can successfully implement its business plan for the sale of the Byrna HD; risk that revenue growth could be slower than expected and that the business, operating results and financial condition could be adversely affected; risks related to Byrna depending on the sale of the Byrna HD and on maintaining and strengthening the Byrna brand; risks related to Byrna depending on third-party suppliers including sole source providers for certain components and for chemical irritant propellants; risks related to Byrna being subject to extensive regulation, non-compliance with which could result in fines, penalties and other costs and liabilities; risks related to the potential delivery of products with defects, which may make Byrna subject to product recalls or negative publicity, harm credibility, reduce market acceptance of Byrna products, and expose the Company to liability; risks related to potential product liability lawsuits and other litigation against Byrna which could cause Byrna to incur substantial liabilities and to limit commercialization of any products that may be developed in the future; risks related to the markets for security products and defense technology, which are in a state of technological change which could have a material adverse impact on Byrna's business, financial condition and results of operations; risks related to macroeconomics, such as general economic conditions and epidemic and pandemic diseases (including the COVID-19 pandemic), could have a material adverse effect on Byrna's business, financial condition, results of operations, cash flows, and ability to comply with regulatory requirements; risks related to Byrna's performance being influenced by a variety of economic, social, and political factors; risks related to whether Byrna is able to protect its intellectual property, which may cause it to lose a competitive advantage or incur substantial litigation costs to protect its rights; risks related to Byrna's trading market being limited, and the trading market for its common stock may not develop or be sustained; risks related to Byrna's stock price, which may be volatile or may decline, including due to factors beyond Byrna's control.

## Industry and Market Data

In this presentation, Byrna relies on and refers to information and statistics regarding Byrna and certain of its competitors and other industry data. The information and statistics are from third-party sources, including reports by market research firms.

# COUNTERVAILING SOCIETAL TRENDS

*Increased Concerns About Safety and Less Tolerance Towards Gun Violence are a Tailwind for Byrna Products*



Sources:  
More Americans See U.S. Crime Problem as Serious – November 2023. <https://news.gallup.com/poll/470588/dissatisfaction-gun-laws-hits-new-high.aspx>  
Dissatisfaction With U.S. Gun Laws Hits New High – February 2023. <https://news.gallup.com/poll/470588/dissatisfaction-gun-laws-hits-new-high.aspx>

Nasdaq: BYRN | 3

# **BYRNA IS PART OF THE SOLUTION**

## *Our Mission*

“To provide civilians, law enforcement officers and security professionals with a safe, reliable and effective non-lethal alternative to traditional firearms that will allow Byrna’s customers to protect and defend themselves, their families and their community without the need to resort to deadly force.”

**PREPARED TO DEFEND PREPARED FOR LIFE**

Nasdaq: BYRN | 4

# BYRNA OVERVIEW



**Nasdaq**  
BYRN

**Headquarters**  
Andover, Massachusetts  
136 Employees

**Customers**  
450,000+ launchers sold  
over the last 4 years  
30+ International  
Customers/Agencies  
500+ Dealer Locations




# US CONSUMER MARKET OPPORTUNITY



US Consumer Market  
250MM Adults

- 250MM Potential Customers in the US Consumer Market
- Estimated Lifetime Value of Customer - \$1,000
- Total Addressable Market (US Consumer):
  - \$250 Billion (\$100 Billion Gun Owners / \$150 Billion Non-Gun Owners)
  - Targeted Penetration of 5% of Non-Gun Owners and 10% of Gun Owners: ~\$17.5 Billion



Note: Our TAM calculation is based on internal estimates of first time Byrna customers purchasing a full launcher system.

Nasdaq: BYRN | 6

# REGIONAL AND SEGMENT FOCUS

## USMCA (US, Mexico and Canada)

- U.S. and Canada
  - Primarily Direct to Consumer (DTC) – Web and through dealers (99% of US/CAN sales)
  - Service inbound law enforcement and private security inquiries (<1% of US/CAN sales)
- Mexico
  - Primarily law enforcement focused with recent successes with local police agency penetrations
  - Actively pursuing large law enforcement agency sales

## International


- Predominantly Law Enforcement sales
- Latin America
  - Cordoba Provincial Police (15,000 units committed)
  - Buenos Aires (Provincial, City and Airport Police) – 500 Launcher Order from Buenos Aires City Police
  - Sante Fe Provincial Police
- Other International
  - Prioritize only large, episodic opportunities (Indonesia)

# PRODUCT OFFERING

## Pistols and Rifles



## Ammo & CO2



## Defense Sprays and Alarms



## Accessories and Other



Note: Possession and use may be subject to state or local regulation.

Nasdaq: BYRN | 8

## HOW IT WORKS - PISTOLS



Byrna SD – Internals Cutaway


- First trigger pull punctures CO2 and propels projectile simultaneously using our patented technology
- Incapacitates an assailant from a safe standoff distance of up to 60 feet
- Compact and concealable – suitable for everyday carry
- Fires kinetic and chemical irritant projectiles
- Multiple shot capacity (up to 7 in one magazine)
- No license, background check or waiting period required
- Byrna SD: \$379 – Flagship pistol launcher
- Byrna LE: \$479 – 40% more capacity and 60% more power than the SD

Note: Possession and use may be subject to state or local regulation.

Nasdaq: BYRN | 9

# HOW IT WORKS - AMMO

- **2 Types of projectiles:**
  - Self-Defense (Chemical Irritants and Kinetic)
  - Training (Inert Powder and Eco-Friendly Powder)
- **Key features:**
  - .68 caliber projectiles compatible with all current Byrna launcher platforms
  - Break lines to ensure breakage upon impact
  - Sonically welded to hold shells together
  - Colored shell to identify payload
- **Re-occurring consumable sale**
- **Payload projectiles designed and manufactured in-house**



Byrna Pepper Projectile  
- Internal Cutaway



## SELF-DEFENSE

## TRAINING AND RECREATION



Pepper



Max



Kinetic



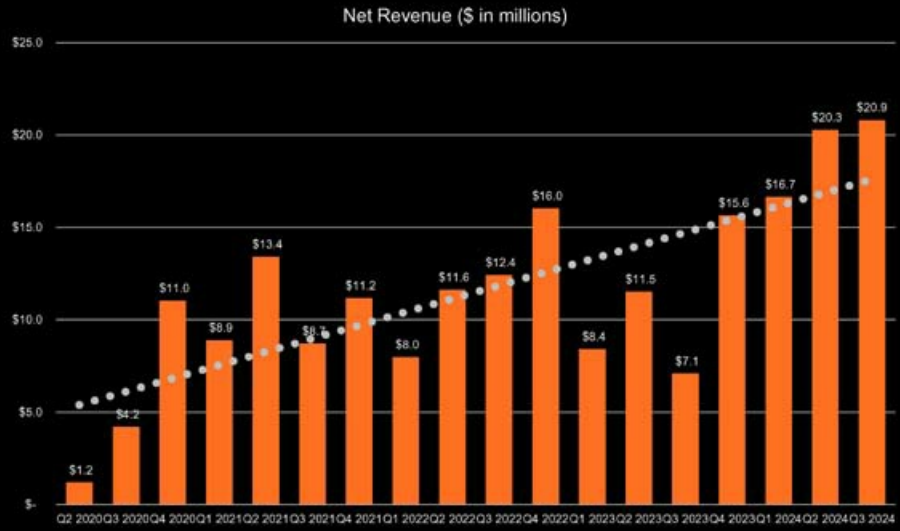
Inert



Eco-Kinetic

# BYRNA GROWTH HISTORY

- Web traffic trend re-established attributable to marketing pivot in September 2023
- Celebrity endorsement model continues to demonstrate strong momentum
- Cable, Satellite and OTT (Streaming) TV Ads showing positive early results



# SELECTED METRICS – YoY COMPARISON

	Q3 2023	Q3 2024	YoY % Change
Average Daily Sessions (byrna.com)	11,870	31,477	165%
Conversion Rate % (byrna.com)	1.20%	1.14%	- 0.06% decrease
Average Order Value, Gross \$ (byrna.com)	\$318	\$373	17%
Total DTC Orders <sup>(1)</sup> (\$ in 000s)	\$5,340	\$16,012	200%
Total Revenue <sup>(2)</sup> (\$ in 000s)	\$7,085	\$20,854	194%

Note: DTC order source data from company e-commerce platform analytics.

(1) Total DTC Orders defined as [www.Byrna.com](http://www.Byrna.com) gross orders plus Amazon gross orders plus [www.Byrna.ca](http://www.Byrna.ca) gross orders.

(2) Total Revenue is as reported.

Nasdaq: BYRN | 12

# FUTURE GROWTH STRATEGY

([www.byrna.com](http://www.byrna.com), Amazon,  
[www.byrna.ca](http://www.byrna.ca))

## Retail Stores

- Sessions growth through continued investment in radio, cable TV and influencer marketing
- Normalization of Byrna leading to new advertising opportunities
  - Radio networks more willing to partner with our product category (e.g. Premiere, Westwood One, Radio America)
  - Cable TV willing to display visual commercials of our product (Newsmax, NewsNation)
  - Mainstream podcasts (Dan Bongino, Glenn Beck, Ben Shapiro)
- Growing size of advertising program allows for greater purchasing power
  - Reduction in \$ / CPM due to scale and frequency
  - Re-evaluate old campaigns that were not cost effective but could be with scale (e.g. billboards)
- Las Vegas Retail Store at a \$1mm+ revenue run rate with 30% contribution margin. Opening of several Byrna flagship retail stores in select MSAs to test response in different demographics with plan to replicate model nationally
  - Salem, NH (Lease signed, under construction)
  - Scottsdale, AZ (Lease signed, under construction)
  - Fort Wayne, IN (Lease signed, design phase)
  - Franklin, TN (Lease signed, design phase)
  - Pasadena, CA (Lease about to be signed)
- Unique opportunity to expand brick and mortar nationally through company owned stores or satellite franchise model (*under consideration*)
  - National marketing campaigns drives base level of foot traffic
  - Local radio and local TV campaigns to drive additional foot traffic
  - Low start up cost model per store (est. <\$150k)

Nasdaq: BYRN | 13

# FINANCIAL SNAPSHOT

Three Months Ended

(\$ in thousands)

August 31, 2023

August 31, 2024

Revenue	\$7,085	\$20,854
Gross Profit	\$3,158	\$13,012
Net Income	(\$4,094)	\$1,025
Adjusted EBITDA	(\$2,356)	\$1,944
Adjusted EBITDA %	NA	9.3%

Note: Adjusted EBITDA is a non-GAAP metric. Please see the appendix for a reconciliation of Adjusted EBITDA.

Nasdaq: BYRN | 14

# FINANCIAL POSITION

(\$ in thousands)	As of May 31, 2024 (unaudited)	As of August 31, 2024 (unaudited)
Cash	\$24,788	\$20,077
Inventory	\$15,500	\$19,797
Receivables	\$1,635	\$2,128
Payables + Accrued Liabilities	\$9,207	\$11,124
Debt	\$0	\$0
Net Working Capital	\$32,536	\$31,446

	As of May 31, 2024 (unaudited)	As of August 31, 2024 (unaudited)
Company Share Price (\$)	\$11.69	\$11.59
Shares Outstanding (#)	22,776,895	22,509,399
Market Capitalization (\$mm)	\$266mm	\$261mm

Note: Market Capitalization is calculated as share price as of the date multiplied by the shares outstanding.

Nasdaq: BYRN | 15


# FUTURE PRODUCT INNOVATION



Compact Launcher: High End Conceal Carry



Size Comparison: LE, SD, CL



Width Comparison: LE/SD, CL

- #1 product feedback on the SD from prospective and existing customers –
  - “Is there a smaller version?”<sup>(1)</sup>
- Compact form factor – 30% smaller than the Byrna SD<sup>(1)</sup>
- Expands addressable market to:
  - Women
  - Concealed Carry
- Will shoot .61 caliber rounds
- Drawings and design completed late 2023
- Engineering build and parts validation currently in process into early 2025

<sup>(1)</sup> Approximation based on current R&D design.

# INVESTMENT THESIS

- Attractive Valuation
- Best-in-class product right for the times – Byrna offers a compelling solution to countervailing societal trends
- Leading position in nascent industry with an enormous total addressable market
- Strong tailwinds with public sentiment shifting towards less-lethal solutions
- Improving profitability metrics with strong cash generation supports long-term growth and provides ample staying power



byrna®

**CONTACT US**

Tom Colton & Alec Wilson

Gateway Group, Inc.

T: 949-574-3860

[BYRN@gateway-grp.com](mailto:BYRN@gateway-grp.com)

Nasdaq: BYRN | 18

---



**PREPARED TO DEFEND | PREPARED FOR LIFE**

**APPENDIX**

# BYRNA LAUNCHERS COMPARISON OVERVIEW

## DISTANCE COMPARISON



BYRNA  
EFFECTIVE DISTANCE

STANDOFF DISTANCE = EQUALS SAFETY  
← 20 meter →

Multiple Targets



ELECTRO SHOCK  
EFFECTIVE DISTANCE

← 6 meter →



PEPPERSPRAY  
EFFECTIVE DISTANCE

< 3 meter >



### BYRNA - NO DIRECT LINE OF SIGHT NEEDED

On impact, the projectile breaks open and the irritant powder quickly saturates the air.

The irritant powder forms a cloud which effectively incapacitate a threat.



# ADJUSTED EBITDA RECONCILIATION

Three Months Ended

(\$ in thousands)	August 31, 2023	August 31, 2024
Net Income (Loss)	(\$4,094)	\$1,025
Adjustments:		
Interest Income	(\$239)	(\$281)
Income tax expense (benefit)	(\$124)	(\$78)
Depreciation and amortization	\$333	\$263
Non-GAAP EBITDA	(\$4,124)	\$929
Stock-based compensation expense	\$1,738	\$819
Impairment loss	-	-
Severance/Separation	\$30	\$196
Non-GAAP Adjusted EBITDA	(\$2,356)	\$1,944

Note: In addition to providing financial measurements based on generally accepted accounting principles in the United States (GAAP), we provide an additional financial metric that is not prepared in accordance with GAAP (non-GAAP) with presenting non-GAAP adjusted EBITDA. Management uses this non-GAAP financial measure, in addition to GAAP financial measures, to understand and compare operating results across accounting periods, for financial and operational decision making, for planning and forecasting purposes and to evaluate our financial performance. We believe that this non-GAAP financial measure helps us to identify underlying trends in our business that could otherwise be masked by the effect of certain expenses that we exclude in the calculations of the non-GAAP financial measure. Accordingly, we believe that this non-GAAP financial measure reflects our ongoing business in a manner that allows for meaningful comparisons and analysis of trends in the business and provides useful information to investors and others in understanding and evaluating our operating results, enhancing the overall understanding of our past performance and future prospects. This non-GAAP financial measure does not replace the presentation of our GAAP financial results and should only be used as a supplement to, not as a substitute for, our financial results presented in accordance with GAAP. There are limitations in the use of non-GAAP measures, because they do not include all the expenses that must be included under GAAP and because they involve the exercise of judgment concerning exclusions of items from the comparable non-GAAP financial measure. In addition, other companies may use other non-GAAP measures to evaluate their performance, or may calculate non-GAAP measures differently, all of which could reduce the usefulness of our non-GAAP financial measure as a tool for comparison.

Adjusted EBITDA is defined as net (loss) income as reported in our condensed consolidated statements of operations and comprehensive (loss) income excluding the impact of (i) depreciation and amortization; (ii) income tax provision (benefit); (iii) interest income (expense); (iv) stock-based compensation expense, (v) impairment loss, and (vi) one-time, non-recurring other expenses or income. Our Adjusted EBITDA measure eliminates potential differences in performance caused by variations in capital structures (affecting finance costs), tax positions, the cost and age of tangible assets (affecting relative depreciation expense) and the extent to which intangible assets are identifiable (affecting relative amortization expense). We also exclude certain one-time and non-cash costs.